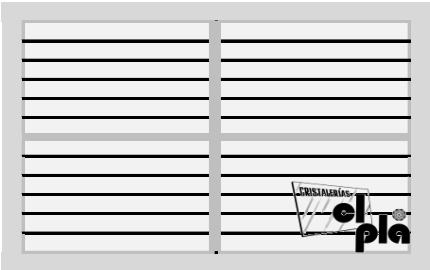
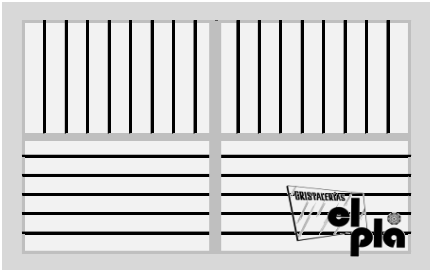


# Opciones de diseños


1 Lamas Ciegas Horizontales



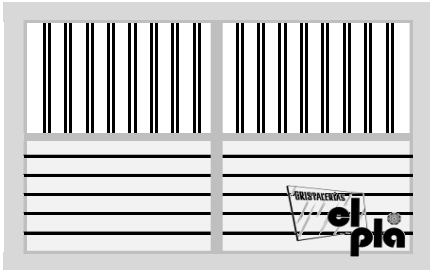
2 L. C. Horizontales + Verticales



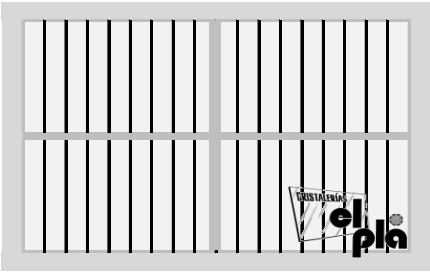
3 L. C. Horizontales + Diagonales



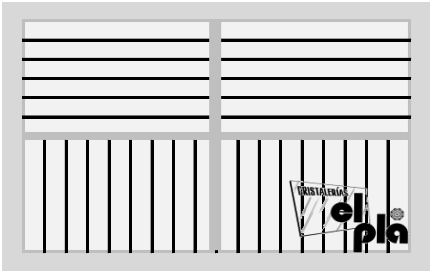
4 L. C. Horizontales + Barrotes Ver.



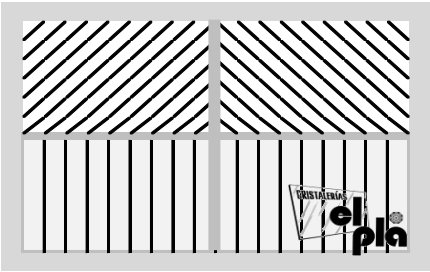
5 Lamas Ciegas Verticales



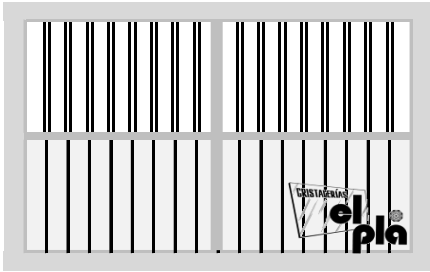
6 L. C. Verticales + Horizontales




7 L. C. Verticales + Diagonales




8 L. C. Verticales + Barrotes Ver.




9 Lamas Ciegas Diagonales



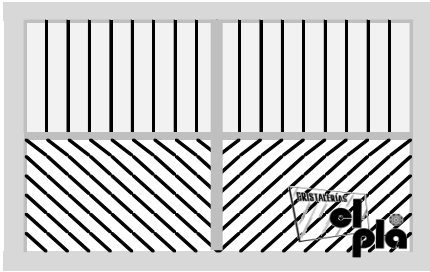
10 Lamas Ciegas Diagonales



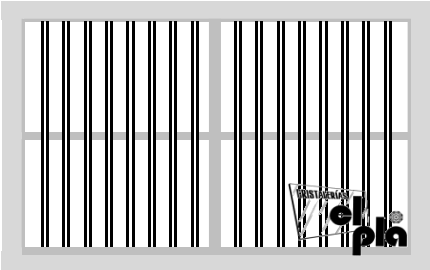
11 L. C. Diagonales + Horizontales




12 L. C. Diagonales + Verticales.



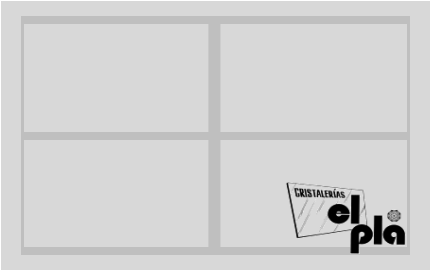
13 Barrotes en Vertical




14 Barrotes en Vertical + Chapa ciega



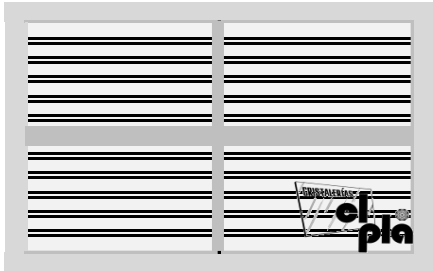
15 Chapa ciega



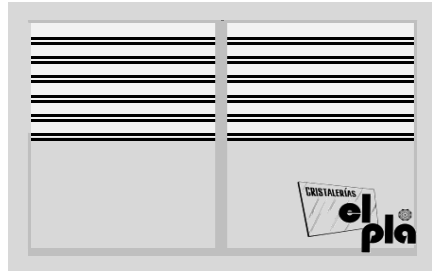
16 Chapa ciega con perforaciones



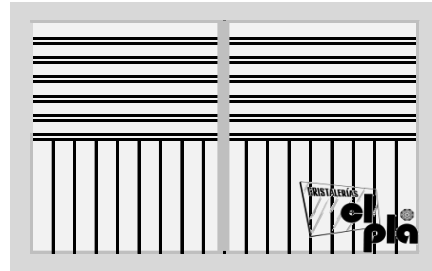
17 Lamas mallorquinas fijas



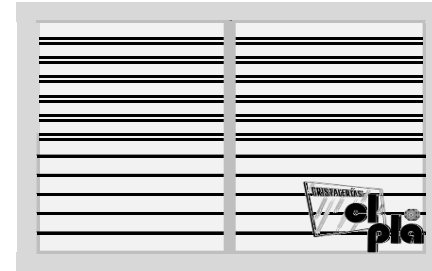
18 Lama mallorquina + Chapa ciega



19 Lama mallorquina + lama ciega Ver.



20 Lama mallorquina + Lama ciega Hor.




### Ejemplos:



Valla : Lama mallorquina fija posición Horizontal.

Puerta practicable de dos hojas: Parte superior, lama mallorquina fija posición horizontal igualando valla. Parte inferior lamas ciegas posición Horizontal.



Puerta peatonal de una hoja: Parte superior, Barrote en posición vertical. Parte inferior lamas



Puerta corredera de una hoja: Lamas ciegas en posición Horizontal. Valla a conjunto mismas lamas y posición.



